












Halloween Safety Tips



Tips for parents, children and drivers

Halloween can be an exciting time for children and with the distraction of candy and costumes, safety rules can easily be forgotten. In fact, research shows that distractions can increase a child's chances of being struck by a car. Halloween means there will be more children out on the streets, which is why drivers need to take extra care.

Parachute offers parents, children and drivers these tips for a safe Halloween:

-  **Select costumes with bright colours** to increase your child's visibility and choose face paint instead of masks.
-  **Have children wear reflective items** such as glow sticks, wristbands, or tape to help them be more visible to drivers.
-  **An adult or responsible older child should accompany younger children** since they may lack the developmental skills to cross the street on their own.
-  **Teach your child to stop at the curb**, look left, right and left again, and to listen for oncoming traffic.
-  **Always cross at crosswalks, street corners or intersections** – it's unsafe to cross between parked cars or other obstacles.
-  **Stay on the sidewalk** when walking from house to house. If there is no sidewalk, walk beside the road facing traffic so drivers can see you.
-  **Reduce distractions**, such as cellphones or loud music, and stay alert.
-  **Drive slowly** in residential areas where children are more likely to be trick-or-treating.
-  **Watch out for kids**, many of whom will be wearing costumes that limit their vision.

For more on Halloween safety, visit
parachutecanada.org/halloween


Parachute
PREVENTING INJURIES. SAVING LIVES.

